

# Anchors & Plugs

10

## Light Duty Anchors

10a

p 10.002    p 10.002    p 10.002    p 10.003    p 10.003    p 10.003



W            SH            GB            LBD            PD            MD

## Mechanical Heavy Duty Drop in Anchors

10b

p 10.004    p 10.004    p 10.005    p 10.005    p 10.006    p 10.006    p 10.007    p 10.007



EA            EA-SS            EAW            PO            ZEA            ZEA-SS            ZUB            ZED

## Mechanical Heavy Duty Wedge Anchor

10c

p 10.008    p 10.008    p 10.009    p 10.009    p 10.010    p 10.011



FNA-M8    FNA-UNI    ZA            ZE            FAZ            GMS

## Drills & Holesaw

10d

p 10.012    p 10.012    p 10.012    p 10.013



HOLEDRILL    CEN-  
TREDRILL    Holesaw    SDS

## Cavity fixing

10e

p 10.014    p 10.014    p 10.015    p 10.015



Jack Nut    JN TOOL    HM            HM TOOL

## Concrete screws

10f

p 10.016    p 10.016    p 10.016    p 10.017    p 10.017    p 10.017    p 10.018    p 10.018



MMS-ST    MMS-SW    MMS-T    MMS-LBD    MMS-P    CST20    SWC20    SCI-KIT

## Perforated steel band

10g

p 10.019    p 10.019



PSB-P    PSB



10.002

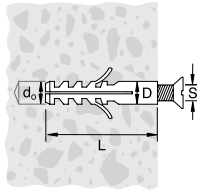

## Light Duty Anchors

### Nylon anchor

Material : Polyamid

10a

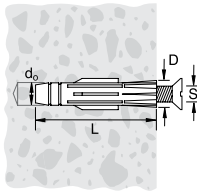
Anchors & Plugs



Art.Nr.	D mm	L mm	S	do mm	Kg /100	
1720066	6	30	3.5-5.0	6	0.1	200
1720086	8	40	4.5-5.0	8	0.1	100
1720105	10	50	6.0-8.0	10	0.3	50
1720123	12	60	8.0-10.0	12	0.5	25
1720143	14	75	10.0-12.0	14	0.8	20

### Anchor for light concrete and hollow brickwalls

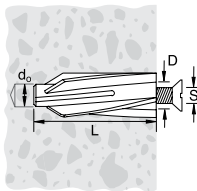
Material : Polyamid



Art.Nr.	D mm	L mm	S	do mm	Kg /100	
2356366	6	36	4.0-5.0	6	0.1	200
2358515	8	50	6.0-7.0	8	0.2	100
2351065	10	60	7.0-8.0	10	0.3	50
2351276	12	70	8.0-10.0	12	0.4	25

### Anchor for light concrete

Material : Nylon light grey



Art.Nr.	D mm	L mm	S	do mm	Kg /100	
1781086	18	50	5	8	0.4	100
1781106	20	55	7	10	0.7	100
1781146	24	74	10	14	1.3	100

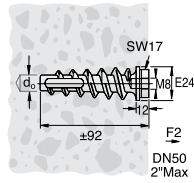
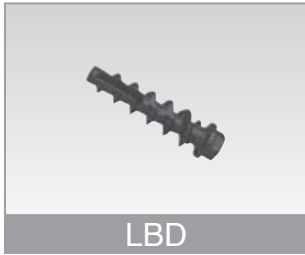
TYCENSUP 06/09



# Light Duty Anchors

## Breeze concrete dowel

Finish : Electro zinc plated - DIN EN 12329



✓ ISO 9001  
✓ approved products

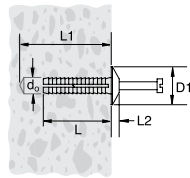
10a

Anchors & Plugs

Art.Nr.	F2 kN	VdS	Kg /100	
LBD	4	Y	10	50

## Anchor for light concrete

Material : Steel DD11 - EN 10111  
Nylon black

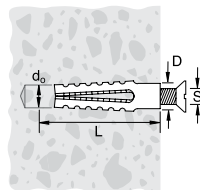


Art.Nr.	D1 mm	L mm	L1 mm	L2 mm	do mm	Kg /100	
1771358	13.5	35	38	3.5	6	0.3	500

## Steel anchor

Material : Steel DD11 - EN 10111

Finish : Electro zinc plated - DIN EN 12329



Art.Nr.	D mm	L mm	S mm	do mm	Kg /100	
1710166	6	32	6	8	0.2	400
1710180	8	60	8	11	0.9	200
1710186	8	38	8	11	0.5	300



10.004

## Mechanical Heavy Duty Drop in Anchors

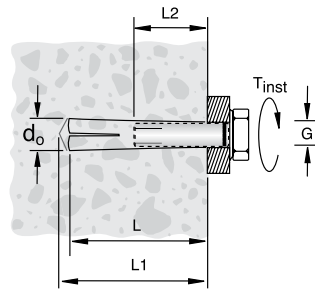
**Non drill anchor**

Material : Steel DD11 - EN 10111

Finish : Electro zinc plated

10b

Anchors & Plugs

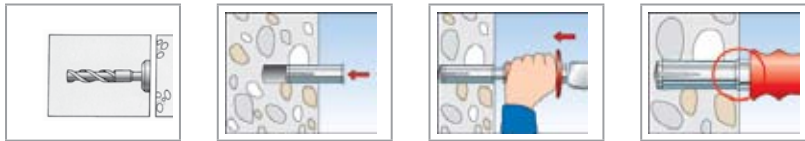


✓ ISO 9001  
✓ approved products



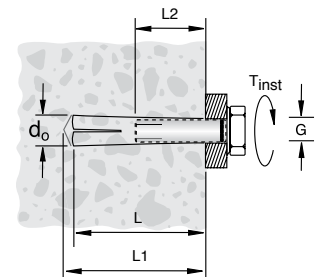
Art.Nr.	G	L mm	L1 mm	L2 mm	F5 kN	do mm	Tinst Nm	FM	VdS	$\rho$ Kg/100	
EAM6	M6	25	27	6-12	-	8	4			0.3	100
EAM8	M8	30	33	8-13	1.8	10	8		Y	0.8	100
EAM8X40	M8	40	43	8-20	3	10	8	Y	Y	1.6	50
EAM10	M10	40	44	10-17	3.6	12	15	Y	Y	2.2	50
EAM12	M12	50	54	12-22	5.7	15	35	Y	Y	4.7	25
EAM16	M16	65	71	16-27	7.4	20	60	Y	Y	10	20
EAM20	M20	80	86	20-34	11.3	25	120	Y	Y	19	10

Loading data is applicable for concrete pressure zone only (B=25 N/mm<sup>2</sup>)



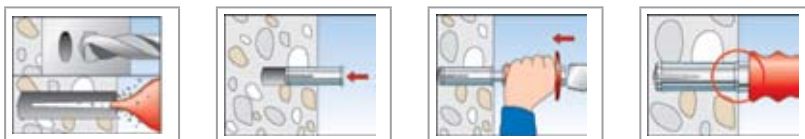
**Non drill anchor**

Material : Stainless Steel A4



Art.Nr.	G	L mm	L1 mm	L2 mm	F5 kN	do mm	Tinst Nm	FM	VdS	$\rho$ Kg/100	
EAM10SS	M10	40	44	10-17	3	12	15	Y	Y	2.2	50
EAM12SS	M12	50	54	12-27	3.6	15	35	Y		4.7	25
EAM16SS	M16	65	71	16-27	5.7	20	60	Y		10	20
EAM6SS	M6	25	27	6-12	-	8	4			5.5	100
EAM8SS	M8	30	33	8-13	-	10	8			1.2	100

Loading data is applicable for concrete pressure zone only (B=25 N/mm<sup>2</sup>)



TYCENSUP 06/09

Tyco reserves the right to change the contents without notice



## Mechanical Heavy Duty Drop in Anchors

Setting tool for non drill anchor

Material : Steel DD11 - EN 10111



EAW

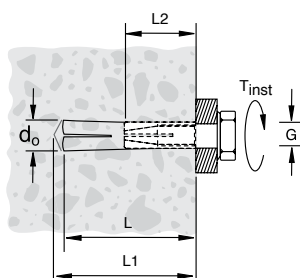
Art.Nr.	$\frac{\text{kg}}{100}$
EAWH10	17.6
EAWH12	22.4
EAWH16	35
EAWH20	60
EAWH6	0
EAWH8	16.8
EAWH8X40	15.6

### Brass anchor

Material : Brass



PO



Art.Nr.	G	L mm	do mm	$\frac{\text{kg}}{100}$	
1760082	M6	22	8	0.4	100
1760102	M8	27.5	11	0.9	100
1760122	M10	32	13	1.4	100
1760162	M12	38	16	2.4	100
1760202	M16	45	21.5	4.9	100



10.006

# Mechanical Heavy Duty Drop in Anchors

Non drill anchor type Zykon

Material : Steel DD11 - EN 10111

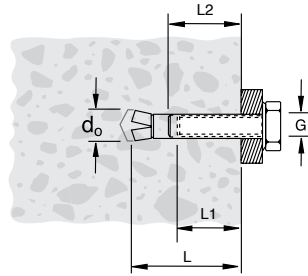
Finish : Electro zinc plated

10b

Anchors & Plugs



ZEA

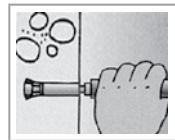
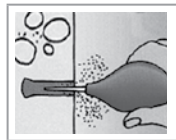
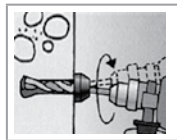
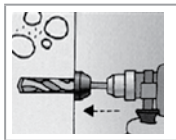


✓ ISO 9001  
✓ approved products



Art.Nr.	G	L mm	L1 mm	L2 mm	F5 kN	do mm	FM	VdS	kg/100	
ZEA1040M8	M8	40	11	17	1.5	10		Y	1.5	100
ZEA1240M10	M10	40	13	19	1.5	12	Y	Y	2	100
ZEA1440M12	M12	40	15	21	1.5	14	Y		2.7	50

Loading data is applicable for concrete pressure zone only (B=25 N/mm<sup>2</sup>)

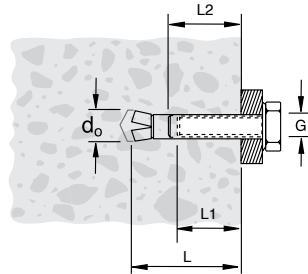


Non drill anchor type Zykon

Material : Stainless Steel A4

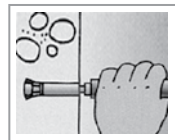
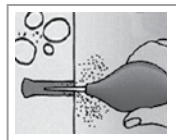
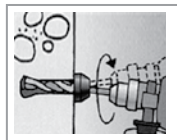
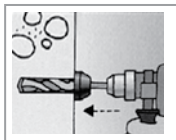


ZEA-SS



Art.Nr.	G	L mm	L1 mm	L2 mm	F5 kN	do mm	FM	VdS	kg/100	
ZEA1040M8S	M8	40	11	17	1.5	10		Y	1.5	100
ZEA124M10S	M10	40	13	19	1.5	12	Y	Y	2.0	100
ZEA144M12S	M12	40	15	21	1.5	14	Y		2.8	50

Loading data is applicable for concrete pressure zone only (B=25 N/mm<sup>2</sup>)



TYCENSUP 06/09



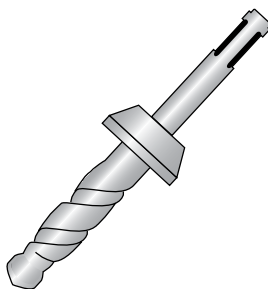
## Mechanical Heavy Duty Drop in Anchors

Drill for steel anchors type Zykon

Material : Steel DD11 - EN 10111




ZUB



10b

Anchors & Plugs

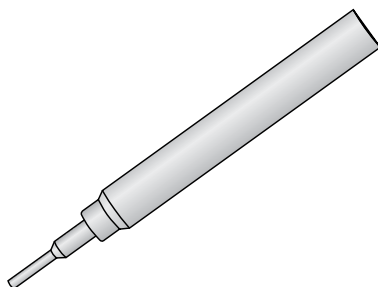
Art.Nr.	Kg /100	
ZUB12X40	12.8	1
ZUB14X40	15.2	1
ZUB14X60	16.4	1
ZUB18X80	24	1
ZUB22X100	30	1
ZUB22X125	38	1


Setting tool for non drill anchor type Zykon

Material : Steel DD11 - EN 10111



ZED



Art.Nr.	Kg /100	
ZED10X40M8	15	1
ZED1240M10	24.8	1
ZED1440M12	26	1



10.008

# Mechanical Heavy Duty Wedge Anchor

## Fast fix anchors

Material : Steel DD11 - EN 10111

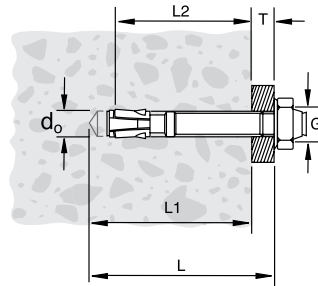
Finish : Electro zinc plated - DIN EN 12329

10c

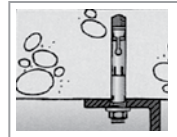
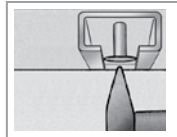
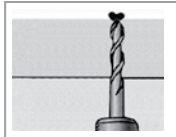
Anchors & Plugs



FNA-M8



Art.Nr.	G	L	L1	L2	T	F5	do	Kg /100	
	mm	mm	mm	mm	mm	kN	mm		
NA6X4015M8	M8	62	56	40	5	0.8	6	1.5	50



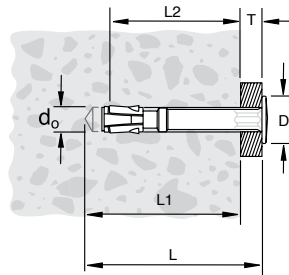
## Fast fix anchors

Material : Steel DD11 - EN 10111

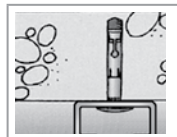
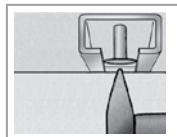
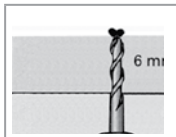
Finish : Electro zinc plated - DIN EN 12329



FNA-UNI



Art.Nr.	D	L	L1	L2	T	F5	do	Kg /100	
	mm	mm	mm	mm	mm	kN	mm		
NA6X40S	12	55	60	40	5	0.8	6	1.5	50





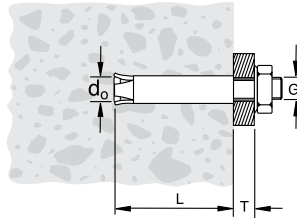


# Mechanical Heavy Duty Wedge Anchor

## Steel anchors type Zykon

Material : Steel DD11 - EN 10111

Finish : Electro zinc plated - DIN EN 12329



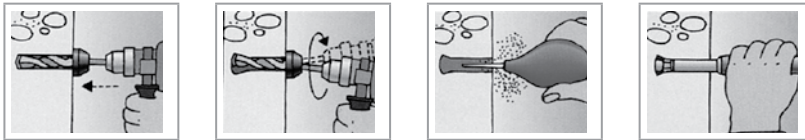
✓ ISO 9001  
✓ approved products



10c

Anchors & Plugs

Art.Nr.	G	L mm	T mm	F5 kN	do mm	FM	VdS	kg /100	
ZA1240M815	M8	40	15	1.5	12		Y	5.1	25
ZA144M1025	M10	40	25	1.5	14	Y	Y	8.2	25
ZA146M1020	M10	60	20	3.5	14	Y	Y	10.5	10
ZA180M1225	M12	80	25	6	18	Y	Y	20.9	10
ZA2212M166	M16	100	60	9	22	Y	Y	49	10



## Setting tool for steel anchors type Zykon

Material : Steel DD11 - EN 10111



Art.Nr.	Suitable for:	kg /100	
ZE12	ZA12	30	1
ZE14	ZA14	30	1
ZE18	ZA18	30	1
ZE22	ZA22	40	1



10.010

# Mechanical Heavy Duty Wedge Anchor

## Steel anchor FAZ

Material : Steel DD11 - EN 10111

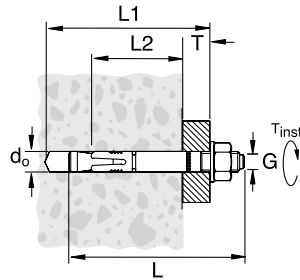
Finish : Electro zinc plated - DIN EN 12329

10c

Anchors & Plugs



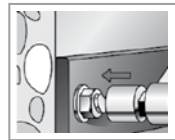
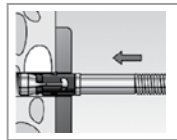
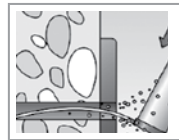
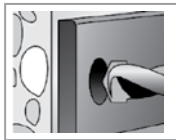
FAZ



✓ ISO 9001  
✓ approved products



Art.Nr.	G	L mm	L1 mm	L2 mm	T mm	do mm	Tinst Nm	SW	kg /100	
1770801	M8	77	75	45	10	8	20	13	3.1	50
1770803	M8	97	95	45	30	8	20	13	3.7	50
1770805	M8	117	115	45	50	8	20	13	4.6	50
1771001	M10	95	90	60	10	10	45	17	6.2	50
1771003	M10	115	110	60	30	10	45	17	7.2	25
1771005	M10	135	130	60	50	10	45	17	8.4	20
1771201	M12	110	105	70	10	12	60	19	9.6	20
1771203	M12	130	125	70	30	12	60	19	11.0	20
1771205	M12	150	145	70	50	12	60	19	12.4	20
1771210	M12	200	195	70	100	12	60	19	16.4	20
1771216	M12	250	245	70	150	12	60	19	21.1	20
1771602	M16	150	140	85	25	16	110	24	22.3	10
1771605	M16	175	165	85	50	16	110	24	23.5	10

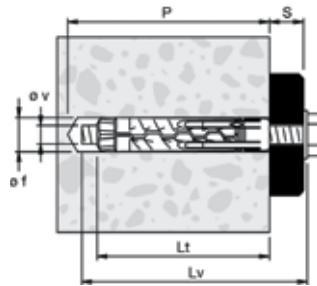




## Mechanical Heavy Duty Wedge Anchor


Expansion anchor with bolt and washer

Material : Steel DD11 - EN 10111



10c

Anchors &amp; Plugs

Art.Nr.	G	L mm	L1 mm	L2 mm	F5 kN	do mm	Tinst Nm	⊘ Kg/100	
GM10S	M10	80	80		5.9	18	45	5	25
GM12S	M12	100	100		8.4	22	75	5	20
GM16S	M16	120	130		13.4	29	120	5	10
GM6S	M6	50	60		4	12	10	5	50
GM8S	M8	60	70		4.65	15	25	5	50



10.012

## Drills & Holesaw

### Holedrill

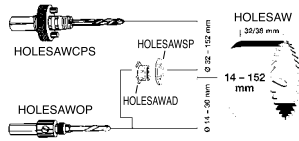
Material : Steel DD11 - EN 10111

10d

Anchors & Plugs



HOLEDRILL



Art.Nr.	Kg /100	
HOLESAWAD	9.2	1
HOLESAWSP	9.2	1

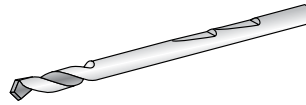
Art.Nr.	D1 mm	Kg /100	
HOLESAWCP	14-32	9.2	1
HOLESAWCP5	32-152	9.2	1

### Centredrill

Material : Steel DD11 - EN 10111



CENTREDRILL



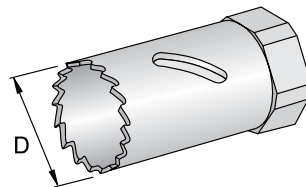
Art.Nr.	Kg /100	
HOLESAWCD	2.4	1

### Holesaw

Material : Steel DD11 - EN 10111



Holesaw



Art.Nr.	D mm	Kg /100	
HOLESAW114	114.3	50	1
HOLESAW22	22.2	5.6	1
HOLESAW24	23.8	5.6	1
HOLESAW25	25.4	5.6	1
HOLESAW30	30.1	5.6	1

Art.Nr.	D mm	Kg /100	
HOLESAW35	38.8	5.6	1
HOLESAW38	50.8	5.6	1
HOLESAW50	63.5	4.6	1
HOLESAW63	69.9	4.6	1
HOLESAW70	88.9	4.6	1
HOLESAW89	114.3	4.6	1

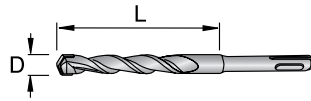
TYCENSUP 06/09



## Drills & Holesaw


Drill for stone & concrete

Material : Steel DD11 - EN 10111



10d

Anchors &amp; Plugs

Art.Nr.	D mm	L mm	kg /100	
HW1121108	8	100	10	10
HW1121112	10	100	10	10
HW1121117	12	100	10	5
HW1121123	14	150	15	5
HW1121126	16	150	30	5
HW1121129	15	100	15	5
HW1121132	12	550	25	1
HW1121134	16	250	20	5
HW1121137	18	150	20	5
HW1121164	20	150	15	5



10.014

## Cavity fixing

### Jack nut cavity fixing

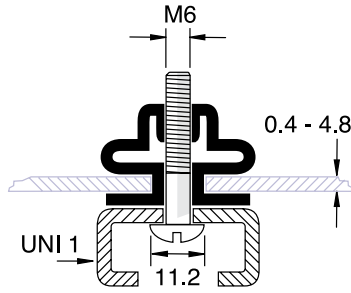
Material : Steel DD11 - EN 10111

10e

Anchors & Plugs



Jack Nut



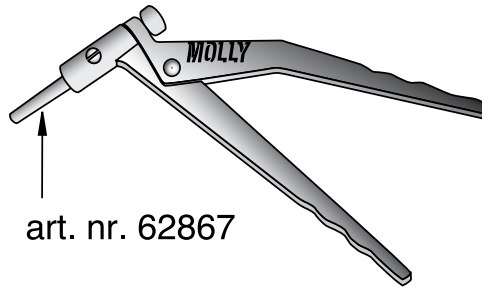
Art.Nr.	WEIGHT Kg	
8SJN	0.4	500

### Jack nut cavity fixing tool

Material : Steel DD11 - EN 10111



JN TOOL



Art.Nr.	WEIGHT Kg	
62869	0.4	1



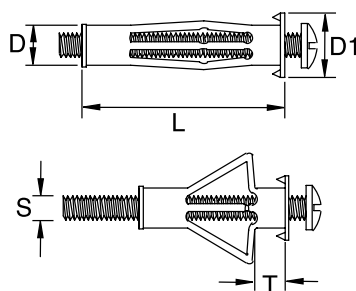
## Cavity fixing

### Cavity fixing

Material : Steel DD11 - EN 10111



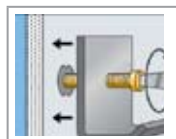
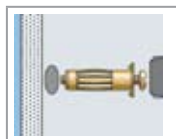
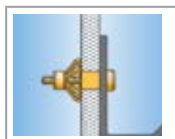
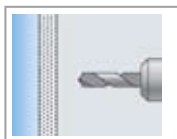
HM



10e

Anchors &amp; Plugs

Art.Nr.	D mm	D1 mm	L mm	T mm	S	do mm	Kg /100	
1751412	8	13	32	3.0-14.0	M4x40	8	0.3	100
1751424	8	13	46	16.0-26.0	M4x52	8	0.5	100
1751516	10	16	52	3.0-16.0	M5x60	10	0.8	100
1751532	10	16	65	16.0-32.0	M5x73	10	1	100
1751616	12	18	52	3.0-16.0	M6x60	12	0.9	100
1751632	12	18	65	16.0-32.0	M6x70	12	1.2	100
1751816	12	18	55	3.0-16.0	M8x60	12	1	100
1751832	12	18	68	16.0-32.0	M8x80	12	1.2	100



### Cavity fixing tool

Material : Steel DD11 - EN 10111



HM TOOL

Art.Nr.	Kg /100	
2210099	64.7	1



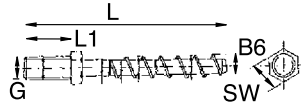
10.016

## Concrete screws

### Concrete screws

Material : Steel DD11 - EN 10111

Finish : Electro zinc plated - DIN EN 12329



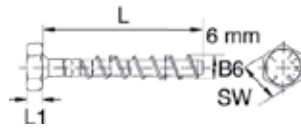
MMS-ST

Art.Nr.	D mm	G	L mm	L1 mm	F2 kN	do mm	SW	kg /100	
1860608	7.6	M8	75	16	0.500	6x65	10	1.8	100

### Concrete screws

Material : Steel DD11 - EN 10111

Finish : Electro zinc plated - DIN EN 12329



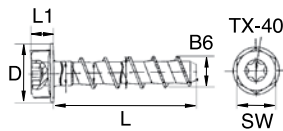
MMS-SW

Art.Nr.	D mm	L mm	L1 mm	F2 kN	do mm	SW	kg /100	
1860601	7.6	60	5	0.500	6x65	13	1.7	100
1860801	10.5	80	7	1.500	8x65	17	4	50
1861001	12.5	90	8	2.500	10x95	19	6.4	50

### Concrete screws

Material : Steel DD11 - EN 10111

Finish : Electro zinc plated - DIN EN 12329



MMS-T

Art.Nr.	D mm	D1 mm	G	L mm	L1 mm	F2 kN	do mm	SW	kg /100	
1860861	10.6	19	TX-40	80	10	1.500	8x85	13	3.4	50

10f

Anchors & Plugs

TYCENSUP 06/09



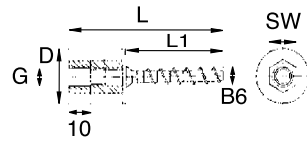


## Concrete screws

### Concrete screws

Material : Steel DD11 - EN 10111

Finish : Electro zinc plated - DIN EN 12329



MMS-LBD

Art.Nr.	D mm	D1 mm	G	L mm	L1 mm	F2 kN	do mm	SW	kg /100	
1860610	7.6	25	M8/M10	85	60	0.500	6x65	13	3.8	50

### Concrete screws

Material : Steel DD11 - EN 10111

Finish : Electro zinc plated - DIN EN 12329



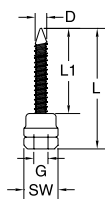
MMS-P

Art.Nr.	D mm	D1 mm	G	L mm	F2 kN	do mm	kg /100	
1860666	7.6	15	TX-30	60	0.500	6x65	1.6	100

### Sammy M10 Vertical for concrete

Material : Carbon Steel

Finish : Electro Zinc



CST20

Art.Nr.	G	L mm	L1 mm	do mm	SW	FM	kg /100	
8173957	M10	58	44.4	6.5	16	x	3.0	125



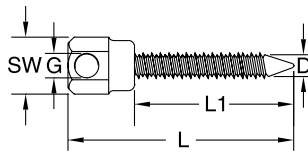

10.018

## Concrete screws

### Sammy M10 Horizontal for Concrete

Material : Carbon Steel

Finish : Electro Zinc



10f

Anchors & Plugs

Art.Nr.	G	L mm	L1 mm	do mm	SW	FM	Kg /100	
8189957	M10	64	44	6.5	16	x	3.6	125

### Sammy Concrete Installation Kit

Material : Carbon Steel

Finish : Electro Zinc



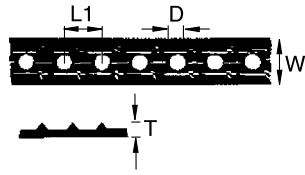
Art.Nr.	Kg /100	
8122910	10	5




## Perforated steel band

### Perforated steel band, plastic coated

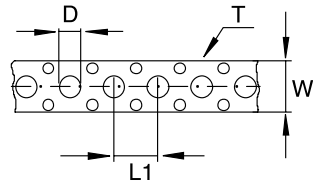
Material : Steel DX51D+Z275 - EN 10327 + Polyethylen black




Art.Nr.	D mm	L mm	L1 mm	W mm	T mm	F2 kN	kg/m	kg/100	
1541902	6.2	10000	15	19	2.2	0.850	0.106	105.5	20
1542702	8.2	10000	25	27	3.0	1.500	0.199	199	16

### Perforated steelband

Material : Stainless Steel 1.4016



Art.Nr.	D mm	L mm	L1 mm	W mm	T mm	F2 kN	kg/m	kg/100	
1351702	6.5	10000	15	17	0.8	0.850	0.090	50	10
1551202	5.4	10000	15	12	0.5	0.500	0.040	43	10
1551702	6.5	25000	15	17	0.8	0.850	0.090	225	8
1552502	8.5	10000	25	25	1.0	1.000	0.166	166	16